

My Personalized Pendant

To emphasize the value of each student in your class, you must first highlight what makes them special. This activity promotes that through a fun craft. Students will create a personalized pendant and then hang it on their desk or on the back of their chair. Everyone is included in this activity, but they are also able to personalize the craft to highlight their own unique qualities.

Inclusiveness Sub-Concept(s)

Kindness

Project Timeframe

25-30 minutes

Required Materials

- One pendant printed on cardstock
- Sturdy straw or popsicle stick
- Glue sticks / tape
- Fun art supplies (feathers, glitter, etc.)
- Picture of each child to personalize

Provide one pendant to each student. Have them complete each section of it with truthful answers and quality illustrations. One section asks for a photo of the child. Provide this as you pass out the pendant. Emphasize that no glue can get on the front of the picture or it will smear.

After they have completed the coloring and writing component, allow them to personalize their pendants using the art supplies provided. Students in this age range have a tendency to think more is better which may hide or ruin their drawings and writing. Emphasize that the art component should not cover up anything they just put on their pendant. Keep the glitter, feathers, etc. towards the edges and on the stick part of the pendant!

When the pendants have had a chance to dry, help each student pick where they want to affix it (desk, chair, above their hook, etc.).

Discuss the importance of inclusiveness once all of the pendants are hung up. We need to treat each of them kindly: no touching, whacking, knocking it down, or pulling off feathers.

Each person in our classroom is a valuable member and we want everyone to feel special when they walk through that door!




DESIGNATED BY CASEL
AS A RECOMMENDED
PROGRAM FOR SOCIAL
AND EMOTIONAL
LEARNING.

The Collaborative for Academic, Social, and Emotional Learning ([CASEL](#)) has been reviewing evidence-based SEL programs since 2003. Kindness in the Classroom® meets CASEL's SElect Program and is included in the [CASEL Guide to Effective Social and Emotional Learning Programs](#).


Kindness in the Classroom® met or exceeded all of CASEL's criteria for high-quality SEL programming. Kindness in the Classroom® received CASEL's highest designation for high-quality SEL programming.

<https://casel.org/guide/kindness-in-the-classroom/>

All About Me



A self-portrait



A photo of me

My name is _____

and I am _____ years old.

My favorites:


Color _____

Food _____

Place _____

Book _____

Animal _____



RANDOM ACTS OF KINDNESS
FOUNDATION

RANDOM ACTS OF KINDNESS
FOUNDATION®